

TRAWALLA PRIMARY SCHOOL NEWSLETTER

Principal: **Kate Morcombe**
School Council President: **Kylie Palmer**

03 5349 2047
11 Trawalla Rd, Trawalla, Vic 3373
trawalla.ps@education.vic.gov.au

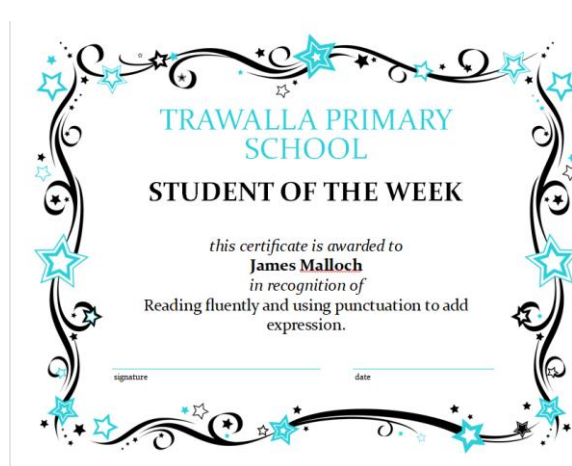
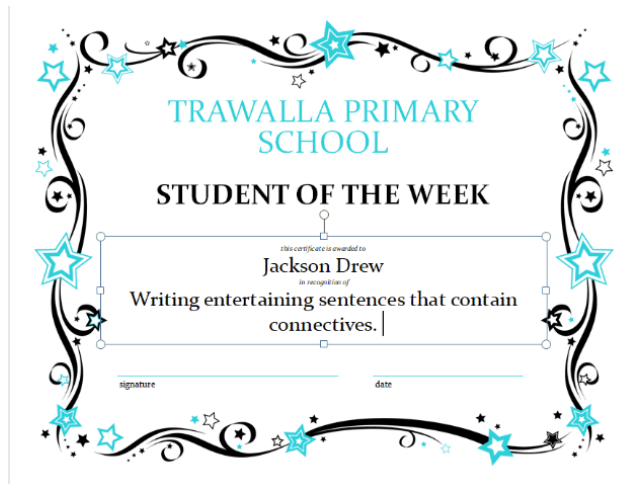
Issue No 22

Friday 21st August, 2020

DATES

Fri Aug 28th - MARC van via Webex
Fri Aug 28th – Learning pack pick up
Fri Aug 28th – WebEx assembly
Fri Sept 4th – Learning pack pick up
Fri Sept 4th – WebEx assembly

Fri Sept 11th - MARC van via Webex
Fri Sept 11th – Learning pack pick up
Fri Sept 11th – WebEx assembly
Fri Sept 18th - Last day of term 3 - 2.30pm dismissal



COVID-19 Update

On-site attendance forms:

Schools are to provide on-site attendance forms to families requiring on-site supervision so they can indicate the days/ part-days that will be required, to enable schools to plan for adequate resourcing. A new form is to be completed each week. I have attached forms to this newsletter. If you wish to receive this document in an email let me know.

Temperature checks:

In order to support community awareness of the symptoms of coronavirus (COVID-19) and to help identify children displaying symptoms, all schools are to undertake temperature screening. Students attending or participating in the on-site supervision program at schools will receive a temperature screen every morning before starting school while the Stay at Home restrictions are in place. All schools will continue to implement physical distancing measures for staff and adults. Written consent is not required as the process is non-intrusive. Schools are advised to record the temperature of students who are deemed to have a fever or are unwell. Schools are not advised to keep a record of the temperature of every student. If there is any concern about a student having their temperature screened, the school will discuss these concerns with the family and confirm that any student who is unwell is unable to attend school. If a person has a temperature of 37.5° or above on screening, the school will enact its protocols for managing unwell students. It is important that any staff member or student who becomes unwell while at school returns home. While it is unlikely that every staff member or student who is unwell with flu-like symptoms will have coronavirus (COVID-19), there are some sensible steps schools can take while a student awaits collection by a parent or carer as a precaution. Staff, children or young people experiencing symptoms compatible with coronavirus (COVID-19) will be isolated in the library area with suitable supervision and

collected by a parent/carer as soon as possible to seek the advice of their healthcare professional who can advise on next steps and coronavirus (COVID-19) testing.

SeeSaw

We have recommenced using SeeSaw as a communication tool between school and home. Your child will add work to Seesaw to share their learning with you. Teachers can also send messages and reminders using Seesaw.

How can we use SeeSaw to work together?

- When there are new posts or messages, you'll be notified and can see what's new!
- Check Seesaw regularly—you'll be notified about new journal entries and class announcements.
- Celebrate your child's successes and encourage the skills that we are building at school together at home.
- Keep teachers updated on how your child is doing and let us know how we can be most helpful.

Seesaw is private. You'll only see posts created by your child. Learn more about Seesaw's commitment to privacy at web.seesaw.me/privacy.

I have attached the instructions for families to sign up if you have not already signed up. There is also a login letter for students to log in at home safely.

Assembly

Each Friday we will be conducting the whole school assembly via WebEx. The assembly will start at 2.00pm and will be accessed through Kate's meeting room:

<https://eduvic.webex.com/meet/morcombe.katrina.a> meeting number 579 219 979

This assembly will be an opportunity for students to chat about their week and to participate in some online games.

Aboriginal Perspective

This week we are focusing on the Aboriginal Flag, its features and meaning. Students will receive a blank flag template and will need to use different types of paper to create an Aboriginal flag, using the correct colours.

Miss H will continue teaching Dreamtime Themed lessons each Friday from 2.30pm - 3.15pm. Students at home can join these lessons via Miss H's WebEx meeting room: 573 033 550

MARC Van

Our next lesson is Friday August 28th from 9.30am. To join this session log into Kathy's WebEx meeting room: <https://eduvic.webex.com/meet/norton.kathleen.k> Students will need their scrapbooks for the MARC session as they will be drawing and writing with Kathy.

To access Story Box Library at home:

- 1) Visit www.storyboxlibrary.com.au
- 2)) Choose Log In from the top right corner of the screen
- 3) 3) Log in using the username and password provided below
- 4) 4) Enjoy the library of stories on any device with internet connection

USERNAME: *ElmhurstMARC*

PASSWORD: *Storiesaregreat!*

Bookclub

Catalogues are attached for issue 6. Orders with cash are to be returned to school by Friday August 28th. Online orders will close on Wednesday September 2nd.

Japanese

Ken and Peta have updated the website with weekly lessons for the Trawalla students. Log in to: www.japanese4schools.com.au

Years 2-6 Update -

Daily WebEx lessons have continued to focus on reading, writing and maths. Students have been reading to Kate, and then working on comprehension tasks related to the book.

The focus for writing this week has been adding connectives to make sentences more complex. Each day we add an entry into the Writer's notebook, this provides a resource that students can look back through when looking for ideas to add to their writing. The writing of narratives has continued. Some have finished and have started a new story. Each story has 3 problems, a pebble problem, a rock problem and a boulder problem. We are learning that by planning these problems the stories have more interesting events.

In maths we introduced the new topic of measurement, we have done a variety of activities focusing on area and perimeter.

I will endeavour to email families each week to give you an update of progress and an outline of work covered. For next week I have included spelling activities that are to be completed when I am not working with your child.

Once again, thank you to the families for supporting the students by having all the required materials close by. The students in years 2-6 will continue to work through their learning pack with Kate via WebEx.

The contact details for WebEx for years 2-6 are:

Kate – <https://eduvic.webex.com/meet/morcombe.katrina.a> meeting number 579 219 979

If you have any troubles with WebEx please ring my mobile 0408 519 914.

Regards, Kate

Prep update from Miss H -

This week the preps were introduced to the letter 'R'.

Each week the students are given a colour and they need to write about it, this week it was yellow! Xavier chose a chicken and Tom included lemons and pineapples in his writing.

In Maths we started our new unit on capacity, students were exploring the concept of full, half full and empty. We then went on a hunt to find containers that would have a big capacity and a small capacity. Students had a fantastic time comparing and exploring this concept!

Another great week of work from the preps, thank you for all the work you are doing from home! Your support is very much appreciated.

If you have any questions please do not hesitate to contact me on my number or through WebEx during school hours 9am - 3.30pm.

Mobile: 0401 666 372

Webex: 573 033 550

Thank you, Miss H 😊

Facebook PE

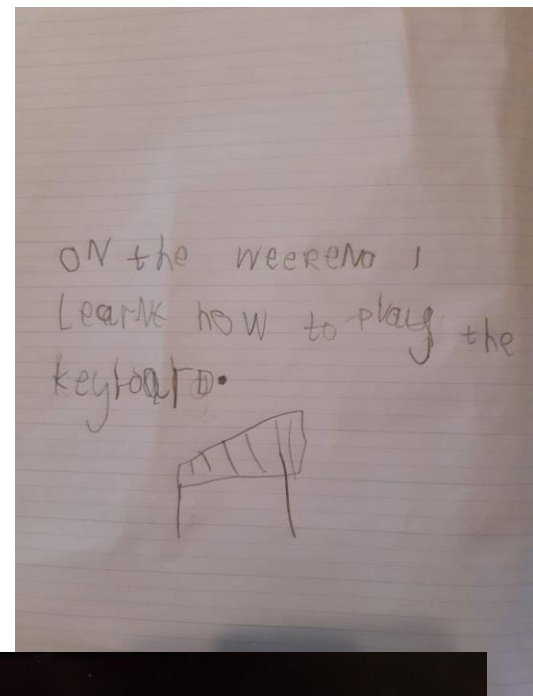
Lachie and Miss H have put together a PE activity for the students at home to do. The video is on the Trawalla Facebook page <https://www.facebook.com/TrawallaPS/>. Students are invited to try this activity at home.



Bird drawings related to the Aboriginal Dreamtime story about how the birds got their colours.



Lylah visited the Beaufort Lake this week for fresh air and exercise.



Prep writing focusing on the letter R

